

Jain Marmo Industries Limited

Quarter ended: 31/12/2012

Introductory sub-table (I)(a)

Partly paid-up shares:-	No. of partly paid-up shares	As a % of total no. of partly paid-up shares	As a % of total no. of shares of the company
Held by promoter/promoter group	0	0	0
Held by public	0	0	0
Total	0	0	0

Outstanding convertible securities:-	No. of outstanding securities	As a % of total no. of outstanding convertible securities	As a % of total no. of shares of the company, assuming full conversion of the convertible securities
Held by promoter/promoter group	0	0	0
Held by public	0	0	0
Total	0	0	0

Warrants:-	No. of warrants	As a % of total no. of warrants	As a % of total no. of shares of the company, assuming full conversion of warrants
Held by promoter/promoter group	0	0	0
Held by public	0	0	0
Total	0	0	0


Total paid-up capital of the company, assuming full conversion of warrants and convertible securities

31306000




Statement Showing Shareholding Pattern

Category code	Category of Shareholder	Table (I)(a)			Total shareholding as a percentage of total number of shares		Shares Pledged or otherwise encumbered	
		Number of Shareholders	Total number of shares	Number of shares held in dematerialized form	As a percentage of (A+B) ¹	As a percentage of (A+B+C)	Number of shares	As a percentage
(I)	(II)	(III)	(IV)	(V)	(VI)	(VII)	(VIII)	(IX) = (VIII)/(IV)*100
(A)	Shareholding of Promoter and Promoter Group²							
1	Indian							
(a)	Individuals/ Hindu Undivided Family	12	1523150	0	48.65	48.65	0	0.00
(b)	Central Government/ State Government(s)				0.00	0.00		0.00
(c)	Bodies Corporate	1	140000		4.47	4.47		0.00
(d)	Financial Institutions/ Banks				0.00	0.00		0.00
(e)	Any Others(Specify)				0.00	0.00		0.00
(e-i)					0.00	0.00		0.00
(e-ii)					0.00	0.00		0.00
	Sub Total(A)(1)	13	1663150	0	53.13	53.13	0	0.00
2	Foreign							
a	Individuals (Non-Residents Individuals/ Foreign Individuals)				0.00	0.00		0.00
b	Bodies Corporate				0.00	0.00		0.00
c	Institutions				0.00	0.00		0.00
d	Qualified Foreign Investor				0.00	0.00		0.00
e	Any Others(Specify)				0.00	0.00		0.00
e-i					0.00	0.00		0.00
e-ii								
	Sub Total(A)(2)	0	0	0	0.00	0.00	0	0.00
	Total Shareholding of Promoter and	13	1663150	0	53.13	53.13	0	0.00
(B)	Public shareholding							
I	Institutions							
(a)	Mutual Funds/ UTI	1	150000		4.79	4.79		
(b)	Financial Institutions / Banks				0.00	0.00		
(c)	Central Government/ State Government(s)				0.00	0.00		
(d)	Venture Capital Funds				0.00	0.00		
(e)	Insurance Companies				0.00	0.00		
(f)	Foreign Institutional Investors				0.00	0.00		
(g)	Foreign Venture Capital Investors				0.00	0.00		
(h)	Qualified Foreign Investor				0.00	0.00		
(i)	Any Other (specify)				0.00	0.00		
(i-ii)					0.00	0.00		
(i-ii)								
	Sub-Total (B)(1)	1	150000	0	4.79	4.79		




B 2	Non-institutions							
(a)	Bodies Corporate	8	405080	0	12.94	12.94		
(b)	Individuals				0.00	0.00		
I	Individuals -i. Individual shareholders holding nominal share capital up to Rs 1 lakh	852	191320	0	6.11	6.11		
II	ii. Individual shareholders holding nominal share capital in excess of Rs. 1 lakh.	16	721050	0	23.03	23.03		
(c)	Qualified Foreign Investor				0.00	0.00		
(d)	Any Other (specify)				0.00	0.00		
(d-i)					0.00	0.00		
(d-ii)								
	Sub-Total (B)(2)	876	1317450	0	42.08	42.08		
(B)	Total Public Shareholding (B)= (B)(1)+(B)(2)	877	1467450	0	46.87	46.87		
	TOTAL (A)+(B)	890	3130600	0	100.00	100.00		
(C)	Shares held by Custodians and against which Depository Receipts have been issued							
1	Promoter and Promoter Group					0.00		0.00
2	Public					0.00		
	Sub-Total (C)	0	0	0		0	0	
	GRAND TOTAL (A)+(B)+(C)	890	3130600	0		100.00	0	0.00




D)(b) Statement showing holding of securities (including shares, warrants, convertible securities) of persons belonging to the category "Promoter and Promoter Group"

Sr. No.	Name of the shareholder	Details of Shares held		Encumbered shares (*)		Details of warrants		Details of convertible securities		Total shares (including underlying shares assuming full conversion of warrants and convertible securities) as a % of diluted share capital	
		Number of shares held	As a % of grand total (A) + (B) + (C)	No.	As a percentage	As a % of grand total (A)+(B)+(C) of sub-clause (I)(a)	Number of warrants held	As a % total number of warrants of the same class	Number of convertible securities held		As a % total number of convertible securities of the same class
	(i)	(ii)	(iii)	(iv)	(v)	(vi) = (v)/(iii)*100	(vii)	(viii)	(ix)	(x)	(xi)
1	L.C.J. FINANCE PVT. LTD.	140000	4.47		0.00	0.00				0	4.47
2	SANJAY JAIN	107350	3.43		0.00	0.00				0	3.43
3	SEEMA JAIN	48000	1.53		0.00	0.00				0	1.53
4	SHRI CHAND JAIN	544870	17.40		0.00	0.00				0	17.40
5	SIDDHARTH JAIN	30080	0.96		0.00	0.00				0	0.96
6	SURESH CHAND JAIN	221170	7.06		0.00	0.00				0	7.06
7	SANDEEP JAIN	8250	0.26		0.00	0.00				0	0.26
8	PRAKASH CHAND JAIN	304200	9.72		0.00	0.00				0	9.72
9	KAILSH CHAND JAIN	14900	0.48		0.00	0.00				0	0.48
10	KANWARI DEVI	219400	7.01		0.00	0.00				0	7.01
11	NAGRAJ BHUTORIA	24500	0.78		0.00	0.00				0	0.78
12	GHISI DEVI JAIN	400	0.01		0.00	0.00				0	0.01
13	RAJU DEVI DUGGER	30	0.00		0.00	0.00				0	0.00
	TOTAL	1663150	53.13	0	0.00	0.00	0	0	0	0	53.13

) The term "encumbrance" has the same meaning as assigned to it in regulation 28(3) of the SAST Regulations, 2011



(D)(c)(i) Statement showing holding of securities (including shares, warrants, convertible securities) of persons belonging to the category "Public" and holding more than 1% of the total number of shares

Sr. No.	Name of the shareholder	Number of shares held	Shares as a percentage of total number of shares {i.e., Grand Total (A)+(B)+(C) indicated in Statement at para (I)(a) above}	Details of warrants		Details of convertible securities		Total shares (including underlying shares assuming full conversion of warrants and convertible securities) as a % of diluted share capital
				Number of warrants held	As a % total number of warrants of the same class	Number of convertible securities held	% w.r.t total number of convertible securities of the same class	
1	BHIKAM CHAND JAIN	36640	1.17	0	0	0	0	1.17
2	NARESH KUMAR JAIN	85000	2.72	0	0	0	0	2.72
3	NEETU JAIN	35000	1.12	0	0	0	0	1.12
4	KANCHAN DEVI	34000	1.09	0	0	0	0	1.09
5	BINEET KUMAR BHUTORIA	58800	1.88	0	0	0	0	1.88
6	SOHAN LAL SHARMA	106200	3.39	0	0	0	0	3.39
7	VANDANA DEVI	72700	2.32	0	0	0	0	2.32
8	NAVRATAN DADHICH	40200	1.28	0	0	0	0	1.28
9	HUKMA RAM MALI	74200	2.37	0	0	0	0	2.37
10	SUSHILA DEVI MALI	56700	1.81	0	0	0	0	1.81
TOTAL		599440	19.15	0	0	0	0	19.15



(D)(c)(ii) Statement showing holding of securities (including shares, warrants, convertible securities) of persons (together with PAC) belonging to the category "Public" and holding more than 5% of the total number of shares of the company

Sr. No.	Name(s) of the shareholder(s) and the Persons Acting in Concert (PAC) with them	Number of shares	Shares as a percentage of total number of shares {i.e., Grand Total (A)+(B)+(C) indicated in Statement at para (D)(a) above}	Details of warrants		Details of convertible securities		Total shares (including underlying shares assuming full conversion of warrants and convertible securities) as a % of diluted share capital
				Number of warrants	As a % total number of warrants of the same class	Number of convertible securities held	% w.r.t total number of convertible securities of the same class	
N.A.		N.A	N.A	N.A	N.A	N.A	N.A	N.A
TOTAL		0	0.00	0	0	0	0	0




(D)(d) Statement showing details of locked-in shares

Sr. No.	Name of the shareholder	Number of locked-in shares	Locked-in shares as a percentage of total number of shares {i.e., Grand Total (A)+(B)+(C) indicated in Statement at para (I)(a) above}
1	N.A.	N.A.	N.A.
TOTAL		0	0.00




(II)(a) Statement showing details of Depository Receipts (DRs)

Sr. No.	Type of outstanding DR (ADRs, GDRs, SDRs, etc.)	Number of outstanding DRs	Number of shares underlying outstanding DRs	Shares underlying outstanding DRs as a percentage of total number of shares {i.e., Grand Total (A)+(B)+(C) indicated in Statement at para (I)(a) above}
1				0.00
1				0.00
	N.A.	N.A.	N.A.	N.A.
TOTAL		0	0	0.00



(II)(b) Statement showing holding of Depository Receipts (DRs), where underlying shares held by "promoter/promoter group" are in excess of 1% of the total number of shares

Sr. No.	Name of the DR Holder	Type of outstanding DR (ADRs, GDRs, SDRs, etc.)	Number of shares underlying outstanding DRs	Shares underlying outstanding DRs as a percentage of total number of shares {i.e., Grand Total (A)+(B)+(C) indicated in Statement at para (D)(a) above}
1				0.00
	N.A.	N.A.	N.A.	N.A.
TOTAL			0	0.00

